



Our Vision: Innovative education for a knowledge-based, pioneering and global society.

Department of Science 2018 - 2019
Second Term: Worksheet - 2
L-4.4 Playing with shadows

Grade 2.....

Name:.....

Date:/...../2019

Q.1. Circle the correct answers.

a. It is a translucent object.

brick

waxed paper

glass window

b. Which would describe a clear glass.

see-through

partly see-through

not see-through

c. Nada wants to make a shadow. Help her to select an object from the following.

wooden toy

water

clear plastic

d. Which object does not make a shadow on a sunny day?

a tree branch

toy car

clear glass





Q.2. Write down the definitions of the following words.

Transparent: ... **allows light to pass through it / see-through**

Translucent: ... **allows some light to pass through it / partly see-through**







Opaque: ... **does not allow light to pass through it / not see-through**

Q.3. Sort out the objects given as opaque or transparent.

Transparent or Opaque Sorting Activity			
Transparent	Opaque		
plastic wrap	tin can		
glass jar	feathers		

Q.4. Identify if the given objects are opaque, translucent or transparent.

Tick ✓ the correct columns. One has been done for you.

Item	opaque	translucent	transparent
	✓		
			✓
		✓	
	✓		
			✓
		✓	

Q.5. Draw the position of the sun in these pictures.



a.

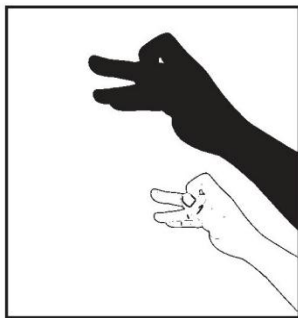


b.




Q.6. Identify the animals made by the hand shadow puppets.

You can use your hands to make shadow puppets. Try making these characters on a wall in front of a bright light.



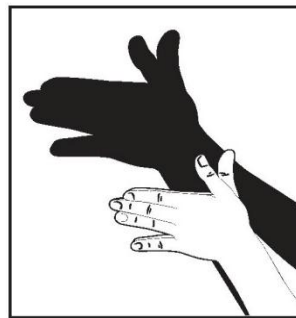
goose



rabbit



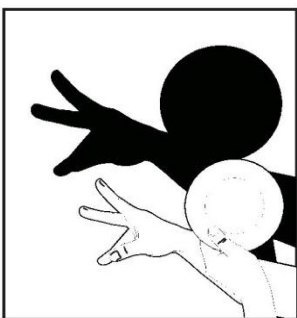
bird



dog



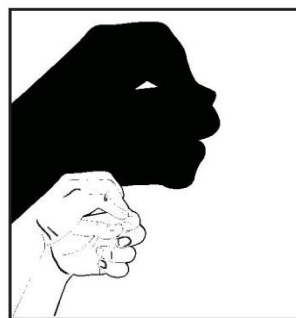
wolf



snail



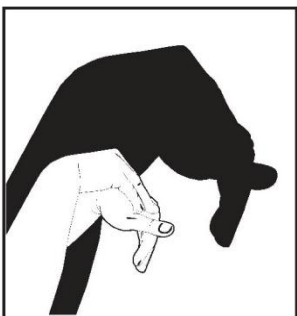
sheep



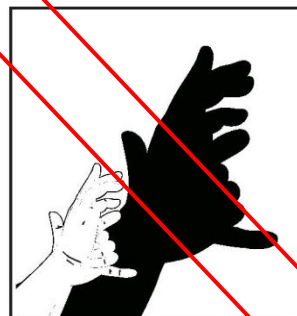
panther



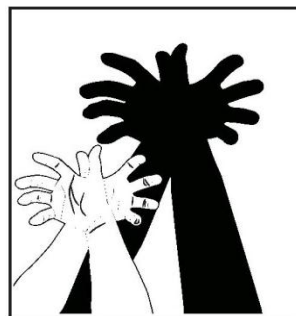
horse



elephant



cancelled



spider